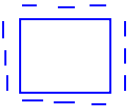
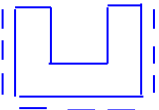
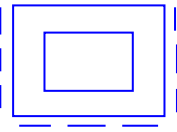
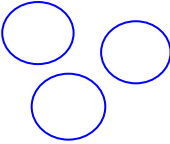
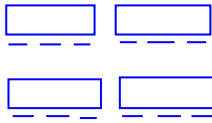


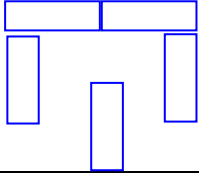


# Maple Hill Farm Inn & Conference Center

## Maximum Room Capacities

[www.MapleBB.com](http://www.MapleBB.com)

1-800-622-2708

Room Name	Boardroom	U-Shape	Conference	Banquet	Classroom	Theater	Reception	Exhibits
	(1 solid table)	(Seating Outside)	(Open Rectangle)	(Individual Tables)	(Seating One Side)	(Chairs Only)	(Stand Up Only)	(No Seating)
								
<b>Living Room</b>	6	N/A	N/A	N/A	N/A	12	15	N/A
<b>Dining Room</b>	8	N/A	N/A	N/A	N/A	12	12	2
<b>Gallery</b>	24	N/A (see Boardroom)	N/A (see Boardroom)	30 (mostly 3' square tables)	16	40	60 (100 w/Living & Dining Rms)	
<b>Carriage House</b>	See "Conference"	24 (42 in & out)	30 (45 in a Chevron)	40 Rounds 50 Rectangles	24	75	80	13 (11-8' tables & 2-6' tables)
<b>Gathering Place</b>	See "Conference"	50	66	136 Rounds* 150 Rectangles 96 (6/table) Plus Podium ONLY	96 (facing fireplace) 92 (facing screen) 130 (9/table Chevron)	200	250	
<b>Tent Only</b>				168 Rounds 200 Rectangles				
<b>Gathering Place <i>plus Tent</i></b>	Custom Plan	Custom Plan	Custom Plan	300 Rounds	Custom Plan	400+	500+	

\*Gathering Place with full stage: max. 116 at rounds and only beverage table in the room.

Gathering Place mantel is 8" deep and 6' long.

Table Sizes: Rectangular Banquets 30" by 6' or 8' long; Rounds 60"; Ovals 60" by 72"

Last Revised: 11/5/2009